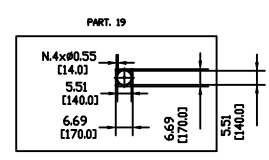
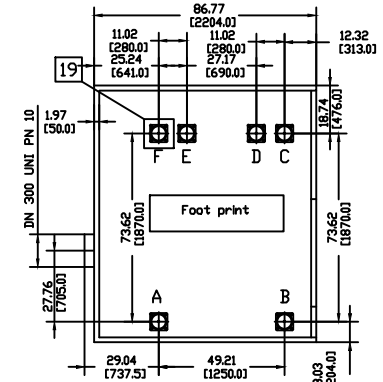
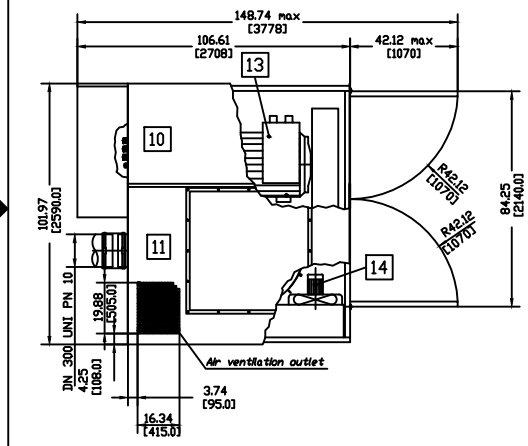
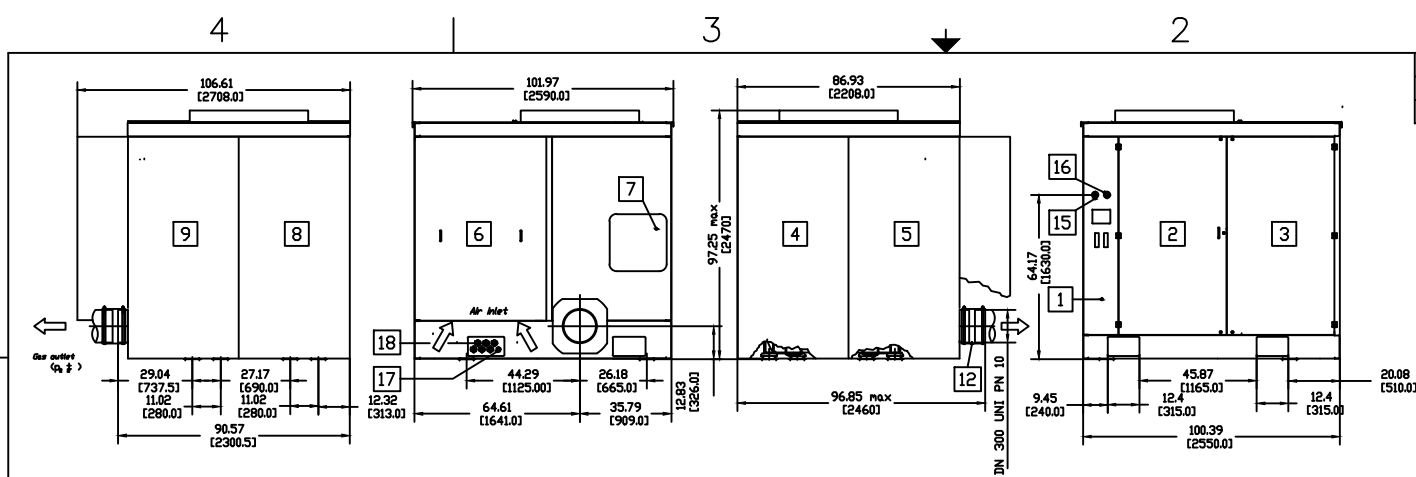


REVISIONS				
REV	DESCRIPTION	DATE	DRAWN	CK'D
A	RELEASED AS PER ECN 1091665	04/13/2015	L&T	TAM



19	Shock insulating feet RA 1200 B M20	6			
18	Cable gland PG 36	6			
17	Cable gland PG 29	1			
16	Vacuum gauge D63	1			
15	Pressure gauge D63	1			
14	Fan	1			
13	Electric motor	1			
12	Elastic connector ER 300	2			
11	Roof panel sx with air discharge	1			
10	Roof panel dx	1			
9	Lateral rear panel sx	1			
8	Lateral fore panel sx	1			
7	Safety valve Inspection panel	1			
6	Inlet silencer	1			
5	Lateral rear panel dx	1			
4	Lateral fore panel dx	1			
3	Front panel dx	1			
2	Front panel sx	1			
1	Strument panel	1			
Pos.	Drawing No.	denomination	Quantity	Model No.	Material

FINISH OF CHAMFERS & FILLETS TO CONFORM TO ROUGHEST ADJACENT AREA. SURFACE ROUGHNESS MAX. PER ASME B46.1 SPEC. FULL THD DEPTHS ARE MINIMUM.

CONFIDENTIAL - THE INFORMATION CONTAINED IN THIS DOCUMENT IS THE PROPERTY OF GARDNER DENVER, INC. IT IS NOT FOR PUBLIC DISCLOSURE. POSSESSION OF THE INFORMATION DOES NOT CONVEY ANY RIGHT TO LOAN, SELL OR DISCLOSE THE INFORMATION. UNAUTHORIZED REPRODUCTION OR USE OF THE INFORMATION IS PROHIBITED. THIS DOCUMENT IS TO BE RETURNED TO GARDNER DENVER, INC. UPON THE COMPLETION OF THE PURPOSE FOR WHICH IT IS LOANED OR UPON REQUEST.

UNLESS OTHERWISE SPECIFIED DIMENSIONS ARE IN INCHES  
 TOL. ON DECIMALS: .X = ±.05  
 TOL. ON DECIMALS: .XX = ±.02  
 TOL. ON DECIMALS: .XXX AS SPECIFIED  
 TOL. ON ANGLES: ± 0°-30'

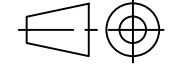
DIMENSIONING AND TOLERANCING PER ASME Y14.5-2009  
 THREADS PER ASME B1.1 GAGING SYSTEM 21 U.O.S., ANSI B1.20.1 & B1.20.3



HEAT TREATMENT ENG. REF: 280453-0000

TITLE ES 165 /5P IQ-RB

FIRST ANGLE PROJECTION



DWN BY L&T 04/13/2015	ENGR. APPROVAL TAM	DWG NO. 365RBX800	REV A
CK'D BY TAM 05/13/2015	SCALE 1:1	SHEET 1 of 1	